







News from Cabin Creations

April 2018

715-339-6238    
www.cabincreationswi.com

Volume 5, Issue 2

April:

April 1: Closed for Easter

April 7: Wild Game Feed at Birch Island Benefiting Elk Lake Park Splash Pad and Phillips Youth Baseball/Softball Complex

April 10th: Place orders for poly lumber furniture in time for Memorial Weekend!

May 2: Next Expect Amish Furniture Delivery

Yankee Scents of the Season (25% off):

Lilac Blossom, Color Me Happy (new), Honey Lavender Gelato

Cheese of the Month:

Marieke Gouda Burning Melange Gouda, \$1 off

Yankee Old Label Sale

As many of our Yankee Candle fans may have noticed, Yankee Candle has gone through some changes in the last year, including a new look to their label. Now that the transition is complete, we are continuing our spring cleaning by having a sale on all of the "old label" products. Check out the table located by the Yankee display for many of fragrances to choose from. Moving forward, we will continue to share coupons as they are available, which is, unfortunately, not as often or as long of time frame as they have been in the past.



**Yankee Candle
OLD LABEL
Sale!**

Over the past year, Yankee Candle introduced a new label. In order to clean up our inventory, we are having a sale!

**40% OFF
ALL OLD LABELS**

Large Jars: \$16.80
Pillars: \$12.00
Tealights: \$6.00
Votives: \$1.20
Tarts: \$1.20

WHILE SUPPLIES LAST!

Stay Connected:

 @cabincreationswi

 Cabincreationsw

 Cabincreationswi



Teach Me Tuesday Videos

 Cabin Creations added a new video: Teach Me Tuesday - Cheese Knife.
Mar 20 at 1:41pm · 🌐

It's Teach Me Tuesday! Learn more about Cheese Knives in this video. And we may have eaten a bit too much cheese in the process...



If you are on Facebook, please check out our Teach Me Tuesday videos. Each week, we pick a different product to feature. We spend a few minutes teaching you about the product and company. We have so many great things around in our store, this allows us to explain more without being your personal escort (although we will do that if you'd like!) Please tune in each Tuesday for the sometimes witty, sometimes embarrassing, always educational Teach Me Tuesday videos!

Airomé

Have you checked out our essential oils and diffusers? We have to admit, when the Candle Warmer Company told us about this new, trending venture, we were hesitant in its success in our store. However, we were quickly proven wrong! We carry 16 different oils, and about 6 different styles of diffusers.

Here's a quick overview of their Airomé line. Airomé combines the highest quality, therapeutic grade essential oils with our home décor inspired Ultrasonic Diffusers to give you a spa-level aromatherapy experience at home. We only use certified 100% all-natural essential oils, allowing you to receive the same health and wellness benefits people have been enjoying for centuries. We couple these ancient practices with the newest in cutting-edge technology to offer Blends along with our traditional essential oils, giving you a wide range of therapeutic options.



Recipe Corner

Breakfast Buzz Muffins

Ingredients:

- 1 American Original Beer Bread Mix
- 12 oz beer or any carbonated beverage
- 1 lb cooked sausage, drained
- 2 cups cheddar cheese, shredded
- 3 eggs, scrambled
- ½ stick real butter, melted



Directions:

Preheat oven to 350 degrees. Mix all ingredients together and divide evenly in greased muffin tins. Bake for 30 minutes until golden brown. While still warm, brush muffins with butter.
www.molly-you.com

New name and package, but same great beer bread that we've carried for years! A gluten free mix is available as well!

Birdseed Eggs

Don't put away those plastic Easter eggs just yet! You can use them for this project, fun for adults and kids alike.

Dissolve 2 packets of unflavored gelatin in ½ cup hot water, then stir in 2 ½ cups birdseed. Generously spray the inside of 12 plastic eggs with cooling oil.

Pack the mixture into the egg molds, snap them shut, and let them set overnight.

Remove the seed eggs and place outside for the birds to enjoy.



Photograph by Mark Mantegna

FamilyFun
magazine